

## Economical Manual and Motorized Depaneling of Pre-scored PCBs

*Adjustable front blade guard for correct scoreline input.*

*Blades Made of Long Lasting High Speed Steel..*

*Singulate Panels with Components up to 2.5"*

*Switch Select Two Operating Speeds.*

*Optional Work Support Tables.*

*Cut Panels up to 12.5" Long.*

*Optional XY Table  
for Guiding PCBs Accurately.*



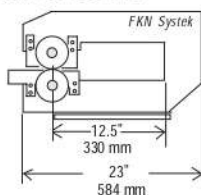
Adjustable front blade guard.  
Only scoreline can pass to cutting blade.



**Developed** for low cost singulation of panelized printed circuit cards, the **K1000** and **K2000** are a hand operated and motorized version of double circular blade PCB depanelizers which separate panels up to 12.5" in length. The blades are made of long lasting tool steel and can be quickly adjusted for exact positioning for the most effective separation of panels. Blades are easily replaced by removing a threaded holding disk from the main shaft.

Both machines are available with optional support tables on each working side, or with XY guide table for holding skip scored panels. PCB panels are separated by passing the scoreline between the upper and lower circular blade to separate the remaining material. Operator safety is assured by front and back blade guards. The front top blade guard can be adjusted to provide a gap just large enough to pass the score-line of the PCB to the cutting blade.

### Dimensions



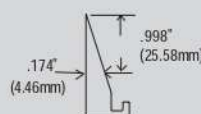
Operator can select between two speeds for most comfortable PCB singulation



### Order Information

<b>97-1000K</b>	Manual circular blade depanelizer.
<b>97-2000K</b>	Motorized circular blade depanelizer.
<b>97-2000KT</b>	Motorized depanelizer w/support tables.
<b>97-2000KX</b>	Motorized depanelizer with XY table.

### Blade Profile



### Specifications

Size: HWD 14" x 7.5" x 23". (355x190x 584 mm)  
 Weight: K2000 = 48.5 lbs ( K1000 = 39.5 Lbs)  
 Power Supply: Universal 115V-220V.

### Placement of components to edge.

- > .04" (1mm) for standard components
- > .08" (2mm) for sensitive components (ie. ceramic chip capacitors.)

### Recommended Scoring Depth

- > .012" < .027" 25° V Score
- > .3 mm < .7mm



## Circular Blade Depanelizer with XY Table

The operator places the panel on a set of adjustable guide rails and brings it forward to a board stop to set the score line on the cutting plane. The X table is mounted on a set of linear bearings to accurately keep the pcb panel lined up vertically and horizontally for safe and precise panel singulation.

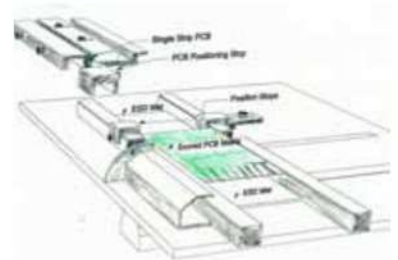


Standard XY Table with Guide Rails and Board Stop.



## XY Depaneling for PGA Boards

**Singulating** PGA Boards (or other small xy matrix PCBs) is made easy with separate tooling to guide the singulation from the rectangular matrix, and to help locate the single strips which result from the first operation.

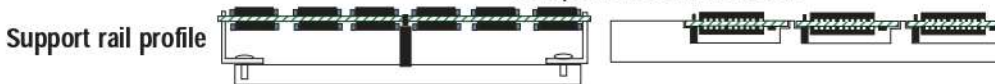
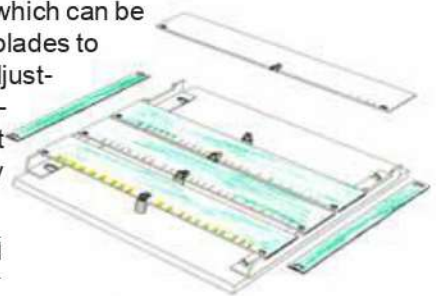


Panels as small as .25" X .5" can be set on the guide rails of the strip block for clean and simple singulation from the scored grid.

## Safely singulate edge strips on SIMM cards in one setup.



One row of tooling pins for exact board location and a set of adjustable side support rails make the singulation of edge strips from SIMM cards a quick and clean process, with minimal operator board handling. The operator simply places the SIMM card matrix onto the base plate which can be moved to the right or the left of the cutting blades to singulate each carrier strip in one step. Adjustable tool plate stops assure the exact placement of the base plate. The side support rails can be set to avoid contact with any components on the card.



## More ways to singulate Printed Circuit Cards

